

# Private Park@Sol

Standardized carport kits for private users and for small company parking lots

- Optimal complete unit-assembly system and mounting instruction
- Can be delivered at short notice
- Generally licence-free for up to 2 parking spaces
- Compatible with most standard sizes of module
- Design, reinforcement concept and LGA-design structural analysis included
- Roof inclination 10 degrees - optimized for different alignments
- 10 year durability warranty, details and conditions can be referenced at [www.schletter.eu](http://www.schletter.eu)
- Unpack it - mount it - that's it



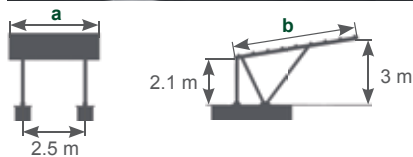

## New innovation in solar energy

Solar-Carports provide an ideal supplement to the wide-area generation of photovoltaic energy. If the standard legal preconditions are fulfilled, the maximum compensation capacity for electricity fed into the grid in Germany can be met.

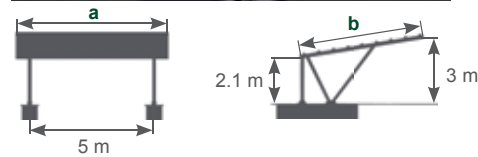

The Private Park@Sol design, with one or two parking spaces, is based upon that of the proven large-plant Park@Sol system with its generous MW capacity.

With its modular design, the Private Park@Sol system is ideally suited to private parking lots, small company parking lots, and also can be used as a reference for larger plants. Complete kits for standard module sizes and optional accessories allow for quick implementation of your projects.

### Mono carports



### Duo carports



Foundations are to be provided by the customer according to the design structural analysis.

Mono carports for approx. 1.5 - 2.5 kWp (1 parking space)				
Item no.	Compatible modules	Measurement a	Measurement b	Module arrangement
175000-001	24 pcs. 1200x600 mm	3.61 m	5.26 m	8H3
175000-003	12 pcs. 1300 x 1100 mm	3.44 m	5.40 m	4V3
175000-005	10 pcs. 1318x990 mm	2.72 m	5.35 m	5H2
175000-007	12 pcs. 1600 x 800 mm	3.37 m	4.96 m	3V4
175000-009	9 pcs. 1650 x 990 mm	3.10 m	5.11 m	3V3
175000-011	9 pcs. 1700 x 1000 mm	3.13 m	5.26 m	3V3

Mono car ports for approx. 3 - 5 kWp (2 parking spaces)				
Item no.	Compatible modules	Measurement a	Measurement b	Module arrangement
175000-002	40 pcs. 1200x600 mm	6.02 m	5.32 m	8H5
175000-004	20 pcs. 1300 x 1100 mm	5.69 m	5.40 m	4V5
175000-006	20 pcs. 1318x990 mm	5.22 m	5.44 m	4V5
175000-008	24 pcs. 1600 x 800 mm	6.65 m	4.96 m	3V8
175000-010	15 pcs. 1650 x 990 mm	5.22 m	5.11 m	3V5
175000-012	15 pcs. 1700 x 1000 mm	5.27 m	5.26 m	3V5

The module measurements outlined above are guiding values only for representative example designs. We would be happy to assist you with custom dimensions.

The specification behind the respective module measurements describes the arrangement of the modules.

Example: 8H3 → 8 rows, horizontal modules, 3 modules per row

Example: 4V5 → 4 rows, horizontal modules, 5 modules per row

### Scope of delivery

The Schletter system carports Private Park@Sol are delivered as complete kits ready for installation.

- All components and connectors
- Base clamps with rubber moulded part for fastening to concrete foundations
- Packing list and mounting instruction
- Design structural analysis including dimensioning specifications for the foundations
- Trapezoidal sheet metal - lower cladding

### To be carried out / provided by the customer

- Building of the foundation
- Mounting
- Modules, cabling, inverters, grid connection
- Anchor for base clamps (for example Fischer Highbond FHB II-A L or products of equivalent quality) - can be ordered as optional

### Optional accessories

#### Anchors

for securing to concrete foundations

#### Brackets for inverters

#### Eaves

- Complete guttering kit incl. brackets for Carport
- Downspout

#### Module clamps

Clamps for the various module sizes and frame heights according to our price list. (Please ensure you always include the module thickness when ordering!)

We recommend the use of our Carport Configurator at [www.schletter.eu](http://www.schletter.eu) for the compiling of component accessories.



**Note:** Depending on the design, the risk of snow masses sliding from the roof must be considered at the planning phase. Accessory components for minimizing the impact of snow slide are available on request, however, depending on the module alignment, the possibility of module shadowing must also be considered when planning the application of these.

### Foundation designs - Please note!

In accordance with specifications outlined in the Code of Practice for scope of delivery, foundations for the Schletter system Carports can be built or customized to the required loads by the customer. Foundation loads according to the LGA structural type analysis can be found in the supplied documentation along with the foundation recommendation.

#### Standard foundation dimensions

Mono	(L x B x H)	290 x 60 x 90 cm
Duo	(L x B x H)	380 x 60 x 90 cm

Foundations can be built to two different designs.



**Mounting on a foundation provided by the customer with vehicle impact protection**

With this design, the foundation incorporates a pedestal of height at least 50 cm. The "vehicle impact protection" specification is thus fulfilled. Due to the slightly higher design, this carport is also suitable for delivery vehicles, etc.



**Mounting on foundations provided by the customer without vehicle impact protection**

This design is suitable for private parking lots or internal company parking areas with no public access. Please note, however, that impact protection may be required in certain circumstances, particularly where the carport is used by the general public.

**Please note that this information is non-binding and without obligation, as approval for all buildings lies ultimately with the respective local authorities.**

**Certificate LGA-design structural analysis**

Structural dimensioning is based on the regulations of the DIN 1055 part 4, wind loads and DIN 1055 part 5, snow loads.

Maximum snow load  $s_j = 1.60 \text{ kN/m}^2$ .

The following snow load zones are covered:

- Snow load zones I + II up to a height of 588m above sea-level.
- Snow load zone IIa up to a height of 500m above sea-level.
- Snow load zone III up to a height of 439m above sea-level.

Similarly the "North German Plain" must be taken into account as a special case. With regard to wind loads, the wind zones 1 and 2 must be taken into account. In coastal areas located in wind zones 3 and 4, a separate structural analysis is required. In borderline cases, please contact the technical advice department at Schletter. Please note that the structural analysis only covers the carport structure and does not include modules mounted by the customer.

**Lightning protection and potential equalization - important notes**

- Lightning protection is not mandatory but is recommended by Schletter
- Fundamentally all conductive components of the carport assembly which might come into contact with live components, are to be incorporated into the electrical potential equalization. Similarly, all supports, clamps, etc. used for cable routing, or which come into contact with live components, must be earthed.
- Overall responsibility for the earthing procedures and for the inspection of protective measures **prior to operation** lies with the designated electrical engineering company.



Example with precast foundations, applied with large carport plant constructions.



## P-CHARGE Charging systems for electric vehicles

When it comes to electric mobility, we can contribute to a clean future by developing sustainable, economical and environmentally friendly technology. Our Park@Sol carport, together with the P-CHARGE charging pillar, form an ideal system combination.

In close cooperation with potential customers and grid operators, we are developing a huge diversity of charging systems together with their respective controlling software, grid concepts and billing systems.

### P-CHARGE – versatile charging stations for electric vehicles

- Pillar-shaped charging station in modular design
- Diverse specifications and sizes
- Simultaneous charging of up to 4 vehicles
- Choice of payment options for selection
- Can be combined with the Park@Sol solar carport



Further information relating to electric mobility is available on our website at [www.schletter.eu](http://www.schletter.eu) or at [www.p-charge.de](http://www.p-charge.de)



\*in accordance with our General Terms and Conditions of Sale and Supply ([www.schletter.de/AGB\\_en](http://www.schletter.de/AGB_en))  
Subject to changes and/or technical modifications.

© Schletter GmbH, 2013, I400166GB, V6